

DC Contactor








SDC Series DC Contactor

USES

The product has one normally open contact, which is suitable for electric control systems such as electric pump, oil pump, lifting coaming, construction machinery, crane and so on

PRODUCT DETAIL LIST

(Total 7 kinds)

	<p>Product name: DC Contactor Product type: SDC15-100A Rated load current: 100A Contact form: 1 NO Coil power: IN: 18-30(default)/CO: 9-15 W</p>	1
	<p>Product name: DC Contactor Product type: SDC15-200A Rated load current: 200A Contact form: 1 NO Coil power: IN: 18-30(default)/CO: 9-15 W</p>	2
	<p>Product name: DC Contactor Product type: SDC15-300A Rated load current: 300A Contact form: 1 NO Coil power: IN: 18-30(default)/CO: 9-15 W</p>	3
	<p>Product name: DC Contactor Product type: SDC15B-200A Rated load current: 200A Contact form: 1 NO Coil power: IN: 18-30(default)/CO: 9-15 W</p>	4
	<p>Product name: DC Contactor Product type: S684-200A Rated load current: 200A Contact form: 1 NO Coil power: IN: 18-30(default)/CO: 9-15 W</p>	5
	<p>Product name: DC Contactor Product type: CZWP100A Rated load current: 100A Contact form: 1 NO Coil power: 8-25 W</p>	6
	<p>Product name: DC Contactor Product type: SR6 Rated load current: 150A Contact form: 1 NO Coil power: 20-30 W</p>	7

-- The end --